

# Hose Type 10/4HT®

104HT458



High temperature

ID10 - Series: H

## Applications


**Oil and Gas:** Methanol service (oil rigs, distribution panels, umbilicals), jumper/ subsea well control, chemical injection, control of subsea hydraulic components, nitrogen service, Gaseous media handling

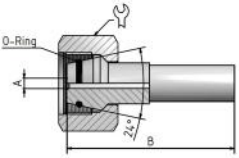
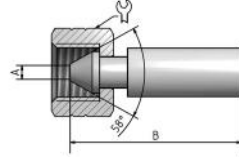
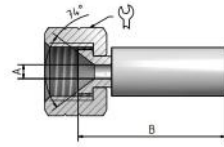


## Technical Information

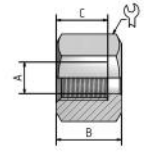
**Inner Core:** Polyvinylidenfluoride (PVDF)  
**Pressure Support:** 4 layers of high-tensile steel wire  
**Outer Cover:** Polyvinylidenfluoride (PVDF)  
**Color:** Grey  
**Temperature:** -20°C to +150°C [-4°F to 300°F]


Ø ID	Ø OD	Working Pressure		Burst Pressure	Bend Radius	Weight	Insert ID
		(SF 3,8:1)	(SF 4,0:1)				
9,9 mm	18,4 mm	1.085 bar	1.035 bar	4.140 bar	300 mm	0,695 kg/m	5,0 mm
0,39 inch	0,72 inch	15.730 psi	15.000 psi	60.000 psi	11,81 inch	0,466 lbs/ft	0,20 inch

Part no.	Thread	Material	Dimensions (mm)				Sleeve
			A	B	C	⚙	
<b>Sleeve</b>							
11040145	-	AISI 316Ti	24,9	64	-	-	

Part no.	Thread	Material	Nut	Dimensions (mm)				Insert
				A	B	C	⚙	
<b>Female swivel with O-Ring</b>								
21040115H	M22x1,5	AISI 316Ti	51060205, 51060201	5	92	-	30	
<b>Type M female swivel</b>								
21040645H	3/4"x16UNF	AISI 316Ti	51320615	5	84	-	24	
<b>JIC female swivel</b>								
21040605H	3/4"x16UNF	AISI 316Ti	51320615	5	79	-	24	
21040615H	9/16"x18UNF	AISI 316Ti	51040615	5	77	-	19	

Part no.	Thread	Material	Relief bores	Dimensions (mm)			Swivel nut
				A	B	C	
<b>Swivel nut</b>							
51320615	3/4"x16UNF	AISI 316Ti	1 radial	14,2	22,5	17,5	24
51040615	9/16"x18UNF	AISI 316Ti	1 radial	11,2	18	14	19
51060201	M22x1,5	Steel	2 axial	14,2	23	14	30
51060205	M22x1,5	AISI 316Ti	2 axial	14,2	25	14	30



Part no.	Mesh length (mm)	Overall length (mm)	Breaking strength (kN)	Suitable for SPIR STAR® hose outer diameter (mm)	Hose securing grip
9086400	600,00	780,00	20,40	15-20	

**Important Information!**

In case of accidental leakage when transferring hot medium through SPIR STAR hoses the potential for injury exists from escaping fluids at high temperature (up to 150 C or 300F) while under pressure. When used for this purpose SPIR STAR HT series hoses should only be used when there is appropriate protecting devices in place to rule out the possibility of injury. The protecting devices may be removed only (e.g. for repairs) after the hose assembly has been depressurized and cooled to ambient temperature.

*Production related variations of the burst pressure of up to 5 % are possible. Other colors upon request.*

*Maximum test pressure (1630 bar / 23630 psi).*

*The safety factors between the burst pressure and the working pressure as well as the test pressure depend on the operating conditions. For gaseous media the outer cover is to be pinpricked.*

*Regarding the safety factor for gaseous media please contact your local SPIR STAR® assembling center.*

*The indicated working pressure refers to the hose only. Depending on the used fitting the permitted working pressure of a hose assembly may be less.*

*We reserve our rights for technical changes without notice. Subject to printing errors.*