

Applications

- Waterblast:** Surface preparation (concrete removal, surface cleaning of buildings, paint removal), tank and vessel cleaning, ultra high-pressure waterjet cutting and hydro demolition (cutting and demolition of armoured concrete, pipelines, paper or steel)
- Hydraulics:** Pressure test equipment (valves, tooling and control panels)



Technical Information

- Inner Core:** Polyoxymethylene (POM)
- Pressure Support:** 6 layers of high-tensile steel wire
- Outer Cover:** Polyamide (PA)
- Color:** Blue
- Temperature:** -30°C to +60°C [-22°F to 140°F]

| Ø ID | Ø OD | Working Pressure -- (SF 2,5:1) | Burst Pressure | Bend Radius | Weight | Insert ID |
|-----------|-----------|--------------------------------------|----------------|-------------|--------------|-----------|
| 9,8 mm | 20,4 mm | -- | 1.920 bar | 250 mm | 1,000 kg/m | 5,5 mm |
| 0,39 inch | 0,80 inch | -- | 27.840 psi | 9,84 inch | 0,672 lbs/ft | 0,22 inch |

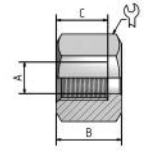
| Part no. | Thread | Material | Dimensions (mm) | | | | Sleeve |
|---------------|--------|----------|-----------------|----|---|---|--------|
| | | | A | B | C | ⚙ | |
| Sleeve | | | | | | | |
| 11060102 | - | Steel | 26,6 | 64 | - | - | |



| Part no. | Thread | Material | Nut | Dimensions (mm) | | | | Insert |
|-------------------|----------------|-----------------|-----|-----------------|-----|----|---|--------|
| | | | | A | B | C | ⚙ | |
| HP fitting | | | | | | | | |
| 41060204C | 9/16"x18UNF LH | Stainless steel | - | 5,5 | 114 | 24 | - | |


| | | | | | | | | |
|------------------------------|-------|-----------------|----------|-----|----|---|----|--|
| Female swivel 24°/60° | | | | | | | | |
| 21060304C | G1/2" | Stainless steel | 51060311 | 5,5 | 78 | - | 27 | |

| | | | | | | | | |
|----------------------------------|---------|-----------------|------------------------------|-----|----|---|----|--|
| Female swivel with O-Ring | | | | | | | | |
| 21060204C | M22x1,5 | Stainless steel | 51060201, 51060205 | 5,5 | 90 | - | 30 | |
| 21060224C | M24x1,5 | Stainless steel | 51320205, 51321206, 51360206 | 5,5 | 93 | - | 32 | |

| Part no. | Thread | Material | Relief bores | Dimensions (mm) | | | Swivel nut |
|-------------------|---------|------------|--------------|-----------------|------|------|------------|
| | | | | A | B | C | |
| Swivel nut | | | | | | | |
| 51060311 | G1/2" | Steel | 1 radial | 16,7 | 23,5 | 13,5 | 27 |
| 51060201 | M22x1,5 | Steel | 2 axial | 14,2 | 23 | 14 | 30 |
| 51060205 | M22x1,5 | AISI 316Ti | 2 axial | 14,2 | 25 | 14 | 30 |
| 51321206 | M24x1,5 | Steel | 2 axial | 16,8 | 23 | 16 | 32 |
| 51320205 | M24x1,5 | AISI 316Ti | 1 radial | 16,8 | 23 | 16 | 32 |



| Part no. | Size (mm) | Material | Crimp ring | Hose protection |
|------------------------------------|----------------|----------|------------|---|
| | | | | |
| 1.903037 | ID Ø30, OD Ø39 | PVC | 1003941 |  |
| Hose protection with spiral | | | | |
| 1.913038 | ID Ø30, OD Ø38 | PVC | 1004145 |  |

| Part no. | Mesh length (mm) | Overall length (mm) | Breaking strength (kN) | Suitable for SPIR STAR® hose outer diameter (mm) | Hose securing grip |
|----------|------------------|---------------------|------------------------|--|---|
| | | | | | |
| 9106400 | 600,00 | 800,00 | 20,40 | 20-25 |  |

| Accessories combinations | | | | | |
|---------------------------------------|-----------------|-----------------|------------|----------------|--|
| Without hose protection | | | | | |
| Description | | Bend restrictor | Crimp ring | Securing grips | |
| Securing grip | | - | - | 9086400 | |
| Hose protection without spiral | | | | | |
| Description | Protection hose | Bend restrictor | Crimp ring | Securing grips | |
| Protection hose | 1.903037 | - | 1003941 | - | |
| with securing grip | 1.903037 | - | - | 9086400 | |
| Hose protection with spiral | | | | | |
| Description | Protection hose | Bend restrictor | Crimp ring | Securing grips | |
| Protection hose | 1.913038 | - | 1004145 | - | |
| with securing grip | 1.913038 | - | - | 9086400 | |

Production related variations of the burst pressure of up to 5 % are possible. Other colors upon request.
 The safety factors between the burst pressure and the working pressure as well as the test pressure depend on the operating conditions. For gaseous media the outer cover is to be pinpricked.
 Regarding the safety factor for gaseous media please contact your local SPIR STAR® assembling center.
 The indicated working pressure refers to the hose only. Depending on the used fitting the permitted working pressure of a hose assembly may be less.
 *) Blast-Pro® fittings may only be used for tube cleaning operations inside the tube. They have not been designed for the use outside of tubes.
 We reserve our rights for technical changes without notice. Subject to printing errors.